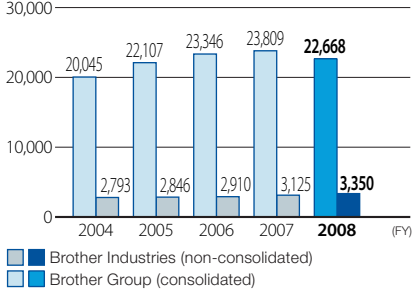


# Social and Environmental Data

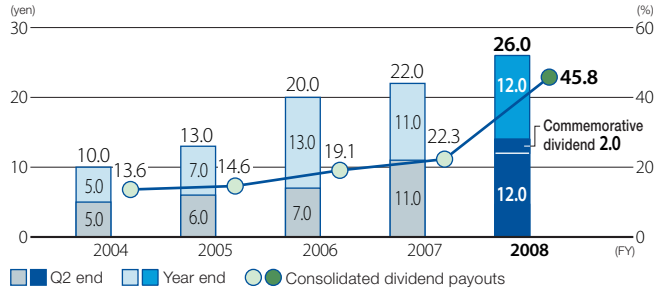
## Social Data

### Number of employees

(As of March 31 each fiscal year)

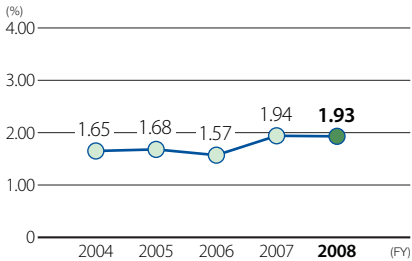


### Dividend and payout ratio



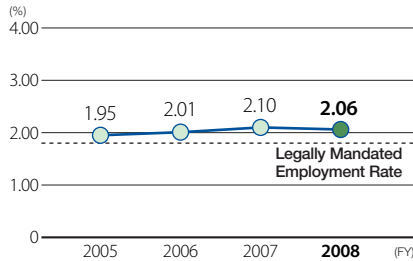
### Percentage of women managers

(Brother Industries)



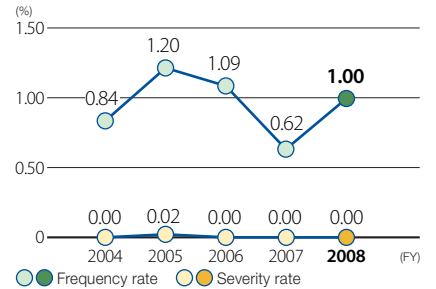
### Employment rate of disabled persons

(Brother Industries)



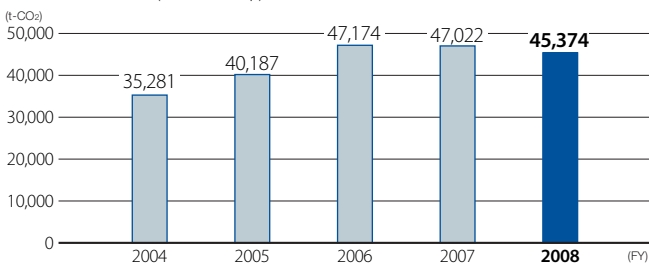
### Work accident frequency rate and severity rate

(Brother Industries)



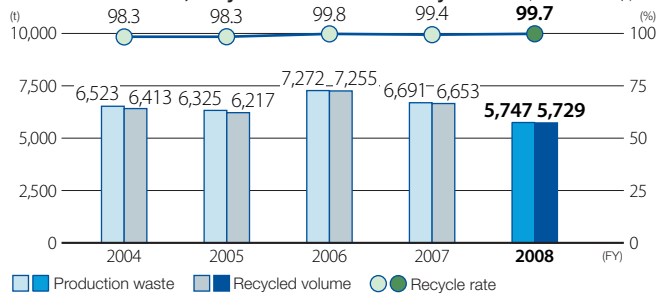
## Environmental Data

### CO2 emissions (Brother Group)



Note: CO2 emissions for FY2004 through FY2006 were calculated using coefficients of the September 2000 enforcement order that was based on the "results of investigation of calculation method to determine emitted amount of greenhouse effect gas" of the Ministry of the Environment. Figures for FY2007 and FY2008 use coefficients of the December 2002 enforcement order.

### Production waste, recycled volume and recycle rate (Brother Group)



### Scope of environmental data

FY2004: Six business sites of Brother Industries, Ltd. (Headquarters, Mizuho Factory, Kariya Factory, Momozono Factory, Minato Factory and Hoshizaki Factory) and seven group companies (BROTHER TECHNOLOGY (SHENZHEN) LTD. / BROTHER INDUSTRIES (SHENZHEN) LTD. / BROTHER INDUSTRIES TECHNOLOGY (M) SDN. BHD. / ZHUHAI BROTHER INDUSTRIES, CO., LTD. / TAIWAN BROTHER INDUSTRIES, LTD. / XIAN TYPICAL BROTHER INDUSTRIES, CO., LTD. / BROTHER INDUSTRIES (U.K.) LTD.)

FY2005: Scope used in FY2004 plus Research & Development Center of Brother Industries, Ltd.

FY2006: Scope used in FY2005 plus Logistic Center of Brother Industries, Ltd. and two group companies (BROTHER SEWING MACHINE XIAN CO., LTD. / BROTHER SEWING MACHINE (SHANGHAI) CO., LTD.)

FY2007: Same as FY2006

FY2008: Scope used in FY2007 plus one group company (BROTHER INDUSTRIES (VIETNAM) LTD.)